



Indonesia Country Report 2011

Achmad Widjaja, Chairman
Edy Suyanto, Vice Chairman
Elisa Sinaga, Secretary General

The 18th CICA Meeting, Hanoi, Vietnam

Menara Kadin Indonesia, Ground Floor
Jl. HR. Rasuna Said Blok X-5, Kav 2-3. Jakarta 12950. Indonesia
Phone +62 21 5274212 Fax. + 62 21 5274667
E-mail maya@asaki.or.id Website www.asaki.or.id



ASOSIASI ANEKA INDUSTRI KERAMIK INDONESIA (ASAKI)
INDONESIAN CERAMIC INDUSTRY ASSOCIATION

Indonesian Ceramics Industry Performance

Export

HS		2008		2009		2010		2011 (Jan-Mar)	
		Volume (000 Ton)	Value (USD mio)	Volume (000 Ton)	Value (USD mio)	Volume (000 Ton)	Value (USD mio)	Volume (000 Ton)	Value (USD mio)
6907, 6908	Wall and Floor Tiles	363.9	93.7	342.9	87.2	350.8	93.2	109.0	29.9
6910	Sanitaryware	15.2	31.6	11.7	25.8	10.7	24.8	3.2	8.6
6911, 6912	Tableware	24.3	31	25.8	35	31.9	45	9.5	14

Import

HS		2008		2009		2010		2011 (Jan-Mar)	
		Volume (000 Ton)	Value (USD mio)	Volume (000 Ton)	Value (USD mio)	Volume (000 Ton)	Value (USD mio)	Volume (000 Ton)	Value (USD mio)
6907, 6908	Wall and Floor Tiles	190.2	49.4	123.7	34.2	224.2	65.3	62.2	18.9
6910	Sanitaryware	9.6	8.6	8.5	7.9	9.6	8.9	2.0	1.9
6911, 6912	Tableware	25.7	5	22.8	4	25.5	5	2.1	2

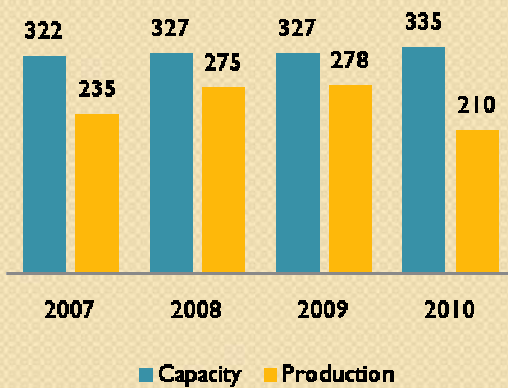
Konsumsi Domestik

	2007		2008		2009	
	Volume	Value(IDR mio)	Volume	Value(IDR Mio)	Volume	Value(IDR Mio)
Tile (mio m3)	164,74	6,76	198,89	7,56	209,84	8,81
Tableware (mio pcs)	148,86	1,69	155,72	1,87	162,42	1,92
Saniter (mio pcs)	3,55	0,90	3,15	0,47	3,25	0,82

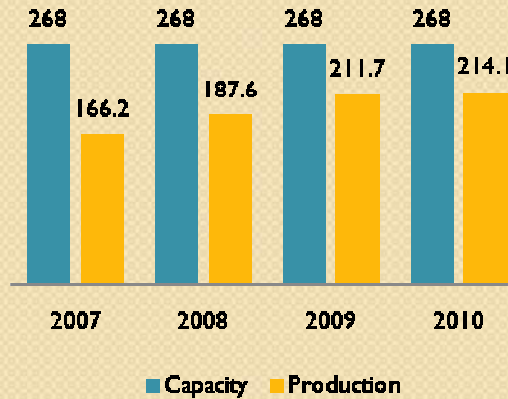
ASAKI Compiled

Production Capacity

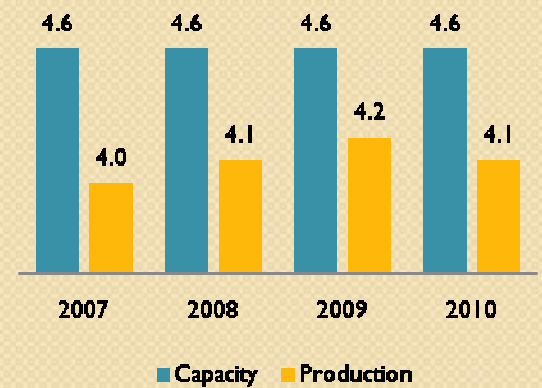
Tile (Million M2)



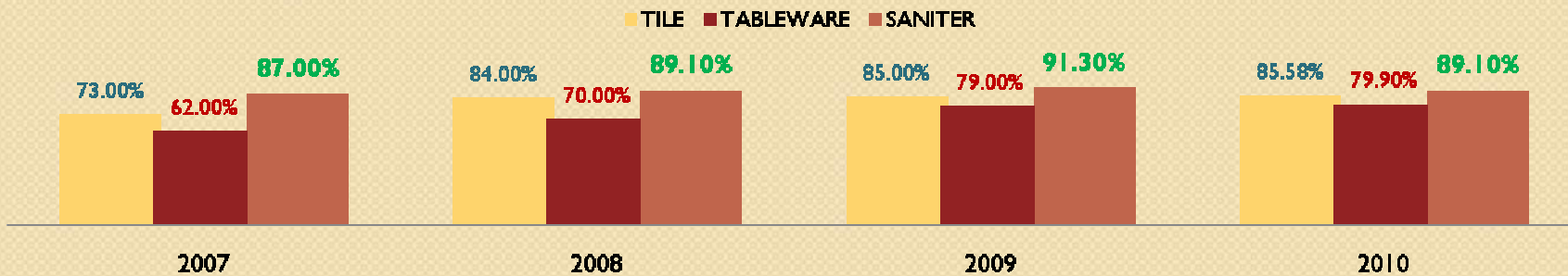
Tableware (Million PCS)



Saniter (Million PCS)



Utilization (%)



Source: ASAKI

EXPORT

Product Items	2008		2009		2010		2011 (Jan-Mar)	
	Volume (Kg)	Nilai (US\$)	Volume (Kg)	Nilai (US\$)	Volume (Kg)	Nilai (US\$)	Volume (Kg)	Nilai (US\$)
Wall and Floor Tiles	363,860,173	93,731,258	342,924,442	87,190,539	350,779,752	93,201,051	109,001,152	29,946,256
Tableware	24,253,064	78,054,559	25,775,939	79,238,576	31,894,485	107,439,053	9,531,144	38,957,584
Sanitaryware	15,212,065	31,642,502	11,709,599	25,805,559	10,685,144	24,818,210	3,212,060	8,610,188
Bricks and Roof Tiles	26,134,249	3,196,052	19,858,834	2,892,325	16,158,941	3,352,449	4,056,163	743,550
Others	22,890,616	77,560,862	22,148,859	68,867,614	24,545,563	110,613,129	7,832,186	38,818,126
Total	452,350,167	284,185,233	422,417,673	263,994,613	434,063,885	339,423,892	133,632,705	117,075,704

ASAKI Compiled

IMPORTS

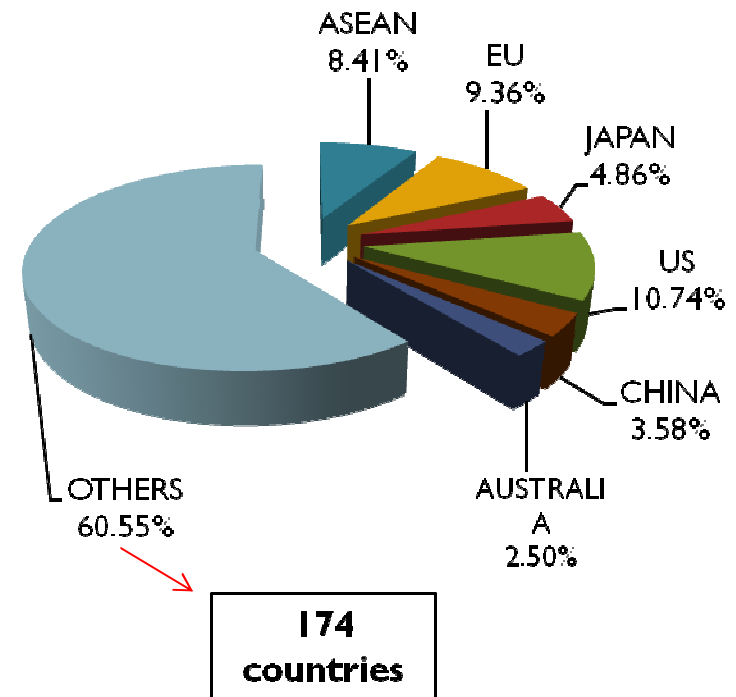
Product Items	2008		2009		2010		2011 (Jan-Mar)	
	Volume (Kg)	Nilai (US\$)	Volume (Kg)	Nilai (US\$)	Volume (Kg)	Nilai (US\$)	Volume (Kg)	Nilai (US\$)
Wall and Floor Tiles	190,227,239	49,363,114	123,716,968	34,177,984	224,248,659	65,289,656	62,225,864	18,886,150
Tableware	25,713,322	12,666,064	22,817,120	10,051,891	25,547,848	12,479,588	2,109,245	3,704,441
Sanitaryware	9,624,105	8,553,911	8,474,443	7,942,355	9,641,024	8,870,309	1,989,501	1,915,109
Bricks and Roof Tiles	984,795	1,036,715	883,496	872,363	714,122	709,748	124,071	168,514
Others	99,753,121	140,429,146	73,027,346	102,613,281	103,496,089	127,088,571	26,245,463	28,912,318
Total	326,302,582	212,048,950	228,919,373	155,657,874	363,647,742	214,437,872	92,694,144	53,586,532

ASAKI Compiled

Exports Destination WORLDWIDE

No	Country of Destination	KG		USD	
			% Share		% Share
1	UNITED STATES	25,283,440	5.82%	68,934,577	10.74%
2	JAPAN	6,027,492	1.39%	31,197,261	4.86%
3	KOREA, REPUBLIC OF	67,397,391	15.53%	27,874,201	4.34%
4	BELGIUM	3,692,100	0.85%	21,476,610	3.35%
5	MALAYSIA	56,527,084	13.02%	21,427,952	3.34%
6	SOUTH AFRICA	4,701,985	1.08%	20,398,916	3.18%
7	UNITED KINGDOM	7,820,753	1.80%	17,413,962	2.71%
8	AUSTRALIA	33,074,737	7.62%	16,066,137	2.50%
9	THAILAND	35,740,246	8.23%	15,232,139	2.37%
10	TAIWAN, PROV OF CHINA	35,977,803	8.29%	14,780,019	2.30%
11	SINGAPORE	9,217,020	2.12%	8,110,660	1.26%
12	ITALY	6,832,223	1.57%	6,195,285	0.97%
13	PHILIPPINES	28,520,734	6.57%	5,351,997	0.83%
14	CANADA	4,963,374	1.14%	5,029,711	0.78%
15	INDIA	2,476,925	0.57%	4,499,534	0.70%
16	CHINA	1,557,252	0.36%	4,173,087	0.65%
17	SRI LANKA	20,642,447	4.76%	3,876,718	0.60%
18	UNITED ARAB EMIRATES	3,198,698	0.74%	3,710,652	0.58%
19	TURKEY	4,509,637	1.04%	3,497,216	0.55%
20	FRANCE	3,241,042	0.75%	3,016,997	0.47%
	REST OF WORLD (OTHERS)	72,661,502	16.74%	339,423,892	52.90%
	TOTAL	434,063,885	100.00%	641,687,523	100.00%

Exporting Value of 2010
USD 641,68 million

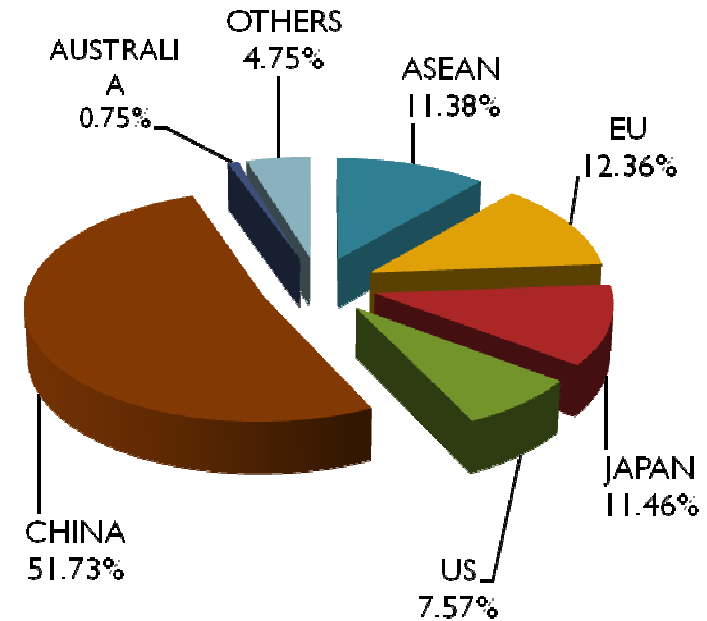


ASAKI Compiled

Importing Countries of Origin

No.	Country of Destination	KG		USD	
			% Share		% Share
1	CHINA	264,862,452	72.83%	110,929,057	51.73%
2	JAPAN	5,867,918	1.61%	24,566,837	11.46%
3	UNITED STATES	10,866,770	2.99%	16,238,552	7.57%
4	AUSTRIA	7,835,745	2.15%	9,649,199	4.50%
5	GERMANY, FED. REP. OF	6,746,537	1.86%	8,898,632	4.15%
6	VIET NAM	27,594,633	7.59%	8,180,340	3.81%
7	THAILAND	7,018,237	1.93%	7,750,484	3.61%
8	MALAYSIA	13,284,393	3.65%	5,869,329	2.74%
9	INDIA	4,857,215	1.34%	3,790,781	1.77%
10	KOREA, REPUBLIC OF	1,235,647	0.34%	2,366,255	1.10%
11	TAIWAN, PROV OF CHINA	2,771,989	0.76%	2,262,239	1.05%
12	UNITED KINGDOM	879,947	0.24%	1,821,083	0.85%
13	ITALY	2,337,522	0.64%	1,766,523	0.82%
14	SINGAPORE	1,616,601	0.44%	1,606,257	0.75%
15	AUSTRALIA	413,983	0.11%	1,602,665	0.75%
16	NETHERLANDS	689,320	0.19%	1,351,715	0.63%
17	FRANCE	285,854	0.08%	1,162,712	0.54%
18	PHILIPPINES	527,281	0.14%	843,530	0.39%
19	HONG KONG	625,882	0.17%	829,855	0.39%
20	SPAIN	1,396,389	0.38%	681,154	0.32%
	REST OF WORLD (OTHERS)	1,933,427	0.53%	2,270,673	1.06%
	TOTAL	363,647,742	100.00%	214,437,872	100.00%

Imports Value of 2010
USD 339,42 Million



ASAKI Compiled

Current Notion In Indonesian Ceramics Industry

- Raw Materials
 - Reinforcement for new resources in Kalimantan Island to meet domestic demands sufficiently and improving its quality to downsize raw materials imports.

- Imports Duties
 - Prevailing the regulation PMK No. 241/2010, the ceramics import duties remains the same i.e: Tile 20%, Sanitaryware 20% and tableware 30%.
 - New Investment
 - Taiwan : Tile Manufacturing Company located in Surabaya, East Java Province and Majalengka, West Java(SUN POWER CERAMICS INDONESIA and Ming Chia Ceramics)
 - Taiwan : Sanitary Manufacturing Company located in Surabaya,East Java Province (MATAHARI PRIMA SUKSES)
 - Indonesian : Sanitary Manufacturing Company located in Banten, West Java Province (SANDIMAS KATUSA)

Current Notion In Indonesian Ceramics Industry

- Indonesian National Standard (SNI)
 - **In December 2011, The Ministry of Industry will formally announce the obligatory of the application of Indonesian National Standard (SNI) for ceramics tableware , flush toilet and ceramics tile (ISO Adopted for tiles).**



Terimakasih
Thank You
ขอขอบคุณ
cảm ơn bạn
Salamat

